

Service & Warranty

Wiring Diagrams

User Manuals

Support

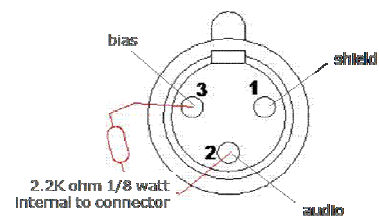
Wireless Microphone Systems - Wiring Diagrams

Point Source Audio microphones are compatible with all popular wireless microphone systems. Wiring for each of these wireless microphones can be found below. If you do not see the wiring diagrams for the wireless microphones you need, just contact us at service@point-sourceaudio.com or you may order a microphone with "tinned lead" to accommodate an alternate type of connector not shown here.

AKG TA3F Connector

The CO microphone cable has two conductors:

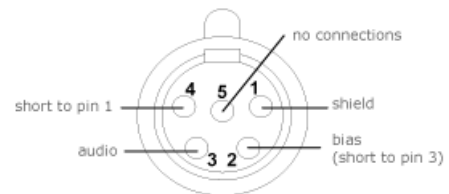
- Connect first to pin-1 Shield
- Connect second to pin-2 Audio



Audio-Technica TA5F Connector (for T101 Transmitter)

The CO microphone cable has two conductors:

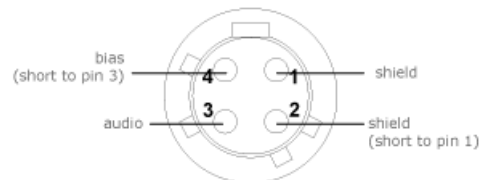
- Connect first to pin-1 Shield
- Connect second to pin-3 Audio



Audio-Technica Hirose Connector (for T1801 Transmitter)

The CO microphone cable has two conductors:

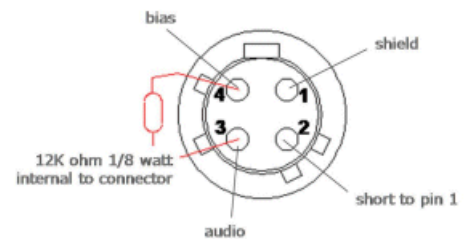
- Connect first to pin-1 Shield
- Connect second to pin-3 Audio



Audio-Technica Hirose Connector (for T601/T701 Transmitter)

The CO microphone cable has two conductors:

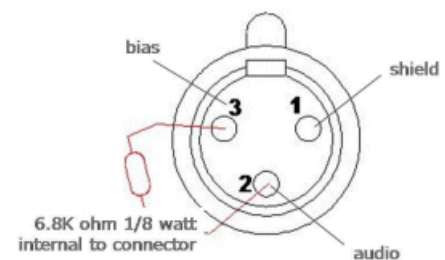
- Connect first to pin-1 Shield
- Connect second to pin-3 Audio



Audix RAD 360-BP TA3F Connector

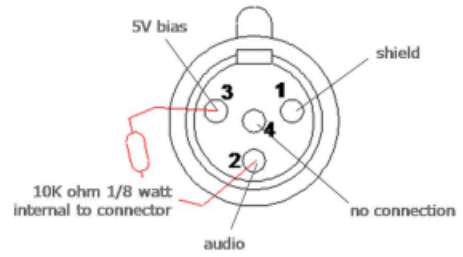
The CO microphone cable has two conductors:

- Connect first to pin-1 Shield
- Connect second to pin-2 Audio



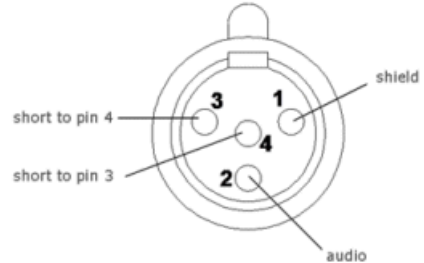
Electrovoice TA4F Connector

- The CO microphone cable has two conductors:
- Connect first to pin-1 Shield
 - Connect second to pin-2 Audio



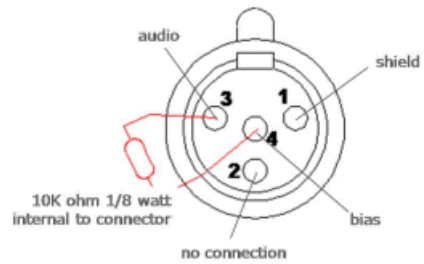
MiPro TA4F Connector

- The CO microphone cable has two conductors:
- Connect first to pin-1 Shield
 - Connect second to pin-2 Audio



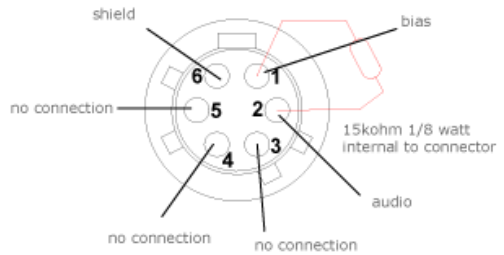
Peavey PCX Series TA4F Connector

- The CO microphone cable has two conductors:
- Connect first to pin-1 Shield
 - Connect second to pin-3 Audio



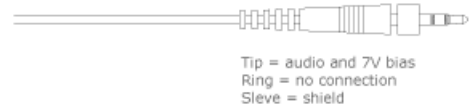
Samson Hirose Connector UT6

- The CO microphone cable has two conductors:
- Connect first to pin-6 Shield
 - Connect second to pin-2 Audio



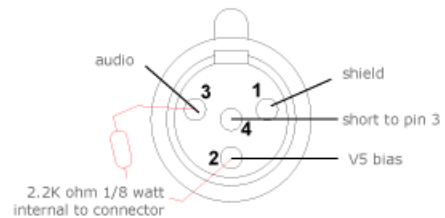
Sennheiser Transmitter 3.5 mm TRS Locking Connector

- The CO microphone cable has two conductors:
- Connect first to Sleeve
 - Connect second to Tip



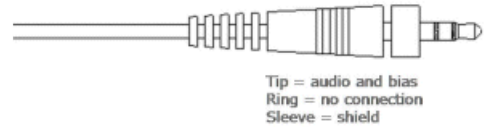
Shure TA4F Connector

- The CO microphone cable has two conductors:
- Connect first to pin-1 Shield
 - Connect second to pin-3 Audio



Sony 3.5mm TRS Locking Connector (WRT 805 Transmitter)

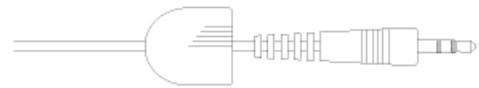
- The CO microphone cable has two conductors:
- Connect first to Sleeve
 - Connect second to Tip



**TOA WM5320 Transmitter
3.5 mm TRS Connector
(w/proprietary locking housing)**

The CO microphone cable has two conductors:

- Connect first to Sleeve
- Connect second to Tip



Tip = audio and 2.2V bias
Ring = no connection
Sleeve = shield

Premium Products. Unparalleled Values.